



āzdan

Oracle NetSuite for Advertising / Media

Financials – Customer Relationship – Media Buying Management



ORACLE
NETSUITE

PARTNER OF THE YEAR

➔➔➔➔➔➔➔➔➔➔ 2020 ❄️❄️❄️❄️❄️❄️❄️❄️❄️

Hello! We are Azdan

Award Winning Oracle NetSuite Solution Provider

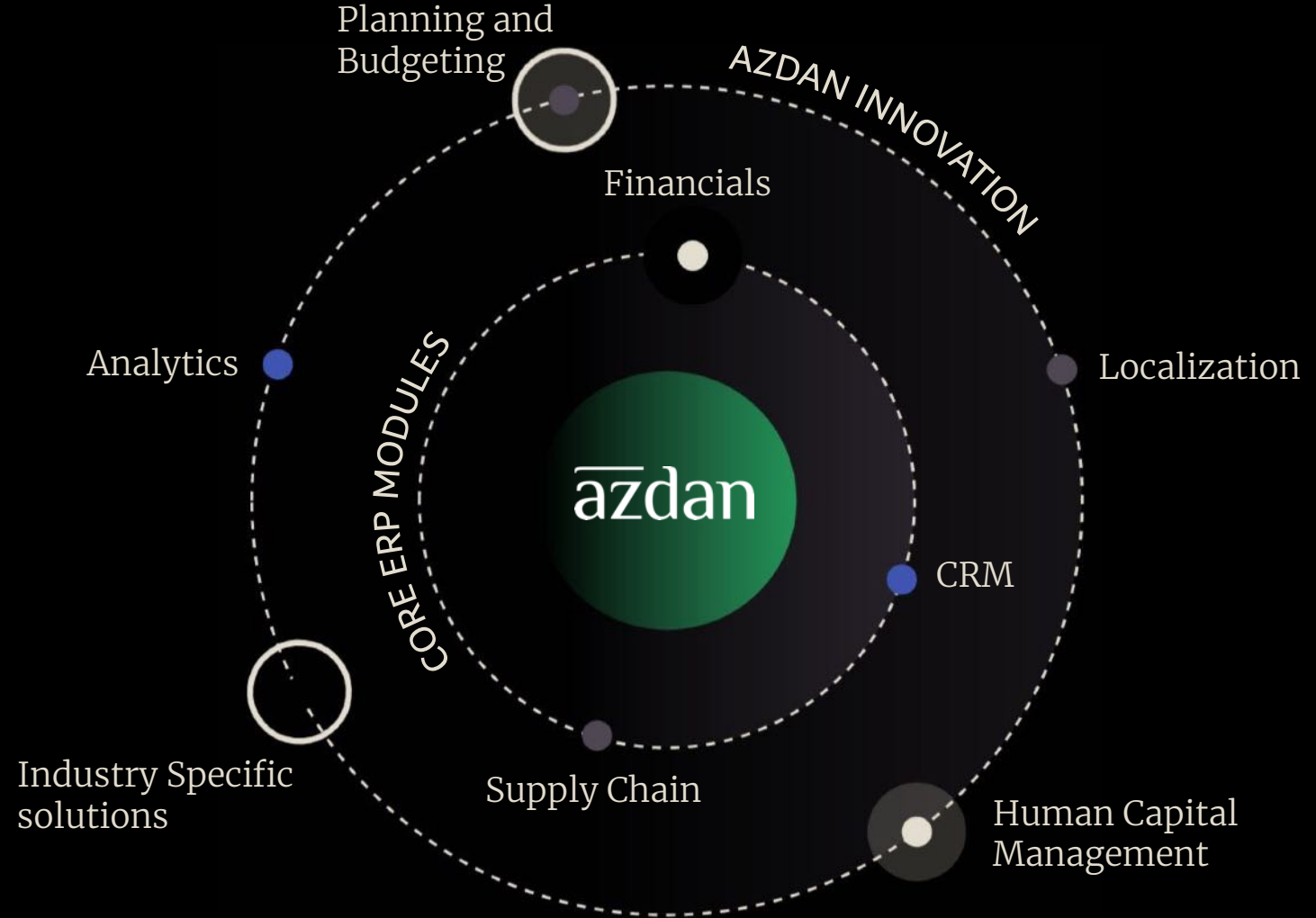


Turning ERP into Value

Azdan successfully combine innovation with the right team and the right execution (across strategy, consulting and technology) to make a true business-value-led transformation a reality.

Azdan connect all departments including accounting, manufacturing, supply chain management, sales, marketing and human capital management (HCM) inside Oracle NetSuite.

**INTELLIGENT
ORACLE
NETSUITE**




200+
Consultants

100%
YoY Growth

15
Countries

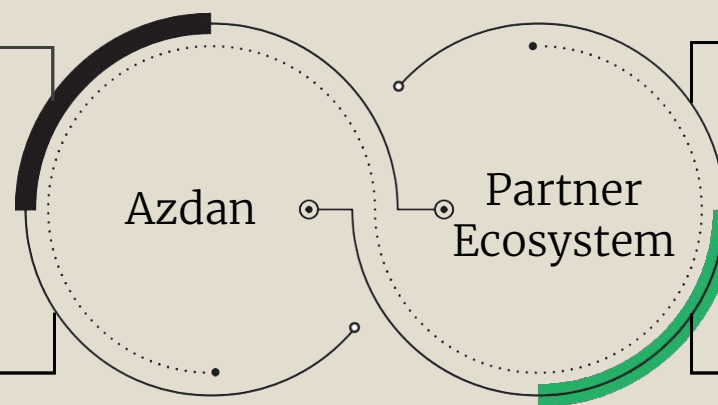
10+
Partners



Integrated Automated
End to End Solution

Deep Industry and
Solution Experience

Invest in People
and development



Clients become
digital and efficient

Azdan lead its clients on their digital transformation journeys, multiply their capabilities, and help them to become highly efficient.



AZDAN ORACLE NETSUITE SERVICES

WHEN THE
ROOTS ARE
DEEP, THERE IS
NO REASON
TO FEAR
THE WIND.



BUSINESS ADVISORY Our team is fairly well-versed in the functional challenges of any solution's implementation. That's why Azdan proposes a business advisory and consultancy before starting any kind of implementation.

IMPLEMENTATION Azdan Implementation Method is composed of seven proven linked stages, which support the long-term success of the solution deployment, making it easier to provide you a full control during the project lifecycle.

OPERATION After Implementation, you will get the benefit from Azdan fulltime onsite support. Our consultants will accompany your team to make sure that the deployment is running smoothly while eliminating any challenges that may appear in the future.

umniah

ITWORX®

شركة علي عبد الوهاب المطوع
AL ABDULWAHAB AL MUTAWA
COMMERCIAL CO. K.S.C.C.

Iktihad
International Investment L.L.C.



ALMED RETAIL

رپورتاج العقارية
REPORTAGE PROPERTIES

HABITAS

مواصلات الإمارات
Emirates Transport

DMG
TOGETHER FOR A HAPPIER LIFE

YAS HOLDING
ياس القابضة

MANTRAC CAT

حكومة دبي
GOVERNMENT OF DUBAI

TRANSCORP

Bidfood
Inspired by you

الهيئة العامة
للمعاشنات
والضمانات
الإجتماعية
GENERAL PENSION &
SOCIAL SECURITY AUTHORITY

NAKHEEL

mbc
GROUP

جامعة أبوظبي
ABU DHABI UNIVERSITY

دييار
DEYAAR

ALLIANCE GLOBAL
IMPROVING LIVES THROUGH SCIENCE

OLX

intertek
Total Quality. Assured.

Dole

البوتاس العربية
Arab Potash

The Solar Company
Energy Simplified

RELOAD LOGISTICS

SORBONNE
UNIVERSITÉ
ABU DHABI

البادي
ABC ALBADIE
GROUP

HYPERMEDIA
SINCE 1999

Issa Haddadin
& Partners

noon
Academy

NAGA ARCHITECTS

DIAMOND LINE

المتحدة للسيارات
UNITED MOTORS

دبي Parks
AND RESORTS

FINANCE & ACCOUNTING

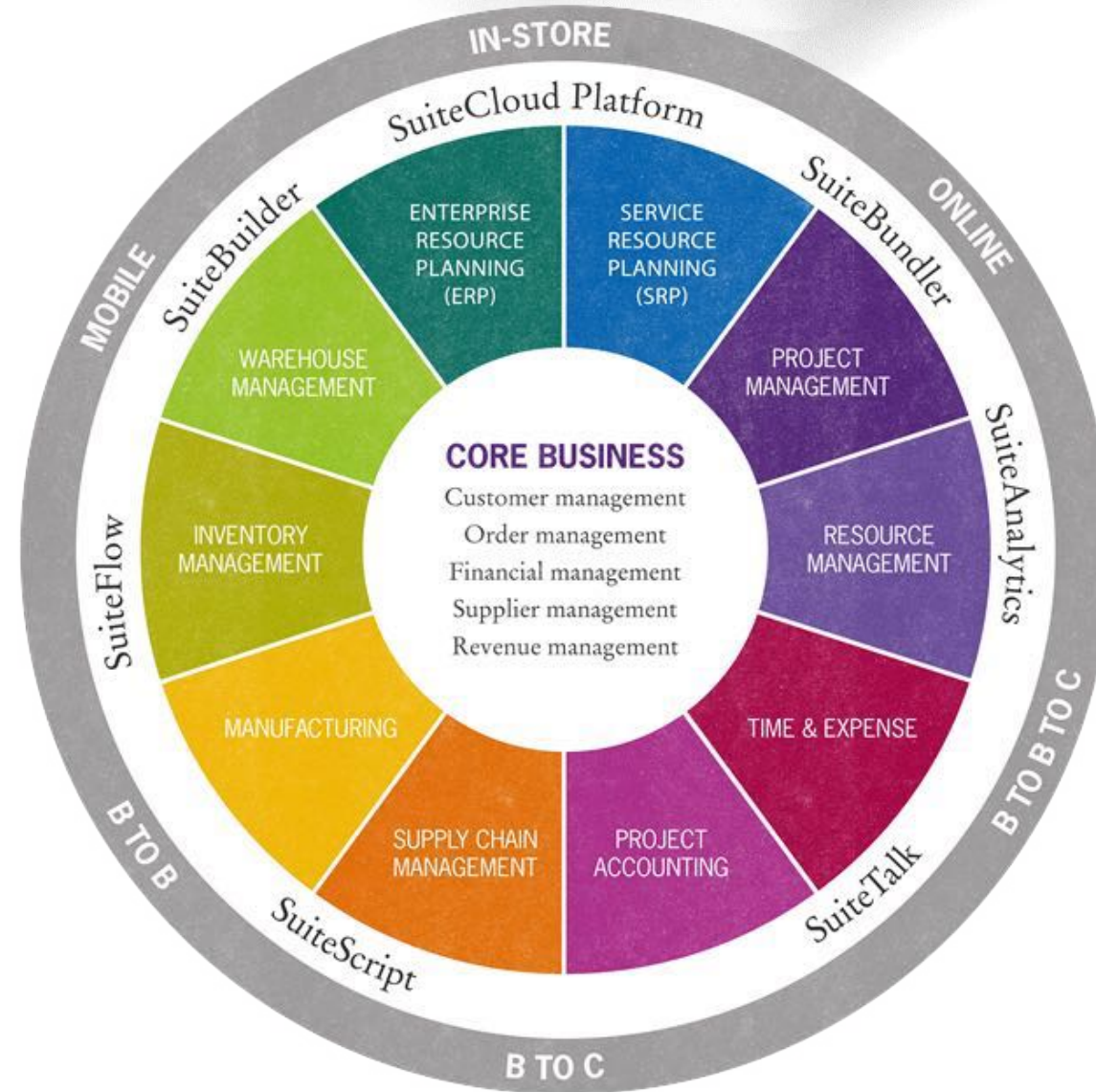
- General Ledger
- Accounts Receivable
- Accounts Payable
- Fixed Assets Management
- Cash Management
- Payment Management
- Multi-Currency & Multi-Company
- Financial Consolidation
- Configurable Tax Engine

CRM

- Sales Force Automation
- Customer Service Management
- Marketing Automation
- Partner Relationship Management
- Mobile

HCM

- Core HRIS
- Payroll Automation
- Leave & Attendance
- Employee Self Service
- Recruitment
- Performance Appraisal
- HR Analytics



PROJECT MGMT

- Project Management
- Project Accounting
- Resource Management
- Time & Expense Management
- Billing

PROCUREMENT

- Purchase Requisition
- Purchase Contract & Blanket PO
- Request for Quote (RFQ)
- Requisition Approval Workflow

INVENTORY

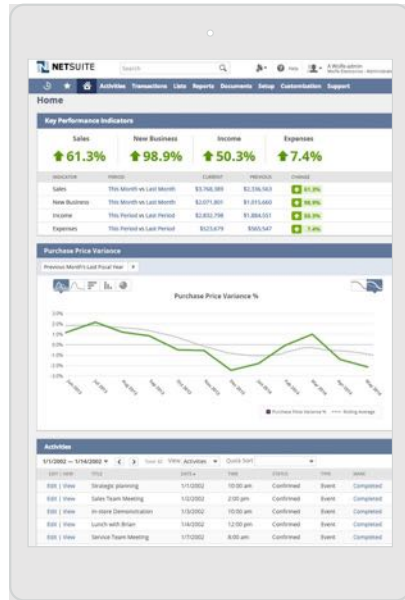
- Inventory Control
- Warehouse Management
- Cost Management
- Order Fulfillment
- Inventory Visibility

PRODUCTION

- Product Data Management
- Planning and Scheduling
- Work Order Management
- Quality Management
- MES



Over 300+ BI Components Available “Out Of The Box”



Home - NetSuite (201510) | NetSuite Inc. [US] | https://system.na1.netsuite.com/app/center/card.n?sc=29&t=iGGZxT7AC&whence=

NETSUITE | Search | Taylor Agron | 20151001 NetSuite.org - 2015.2 - 01 - CEO - HQ (Exec Div)

Activities Fundraising Grants Sales/Marketing Quick Start Expenses HR Financial Reports Documents Setup Support

Home | Viewing: Portlet date settings | Personalize | Layout

Reminders

- 1 Call to complete
- 1 Purchase Orders to Approve (CEO)

Business Alerts

\$57,300.00 Foundation Revenue	\$40,374.84 Fundraising	\$45,000.00 Grant Revenue	\$71,864.76 Receivables
-----------------------------------	----------------------------	------------------------------	----------------------------

Expenses By Period Trend

By Period

Expenses By Period In Thousands

Navigation Portlet

Category > Financial Report

Financial Statements	Revenue	Banking/Budgeting	Purchases
Income Statement Balance Sheet Trial Balance Cash Flows	Billing and Revenue Revenue by Customer Revenue by State Revenue by Item	Bank Reconcile Budgets Budget vs Actual Bank Register	Purchase by Vendor Purchase by Item Open PO PO Register
Vendors/Payables	Inventory/Items	Order Management	Customer/Receivables
A/P Aging Report Open Bills A/P Register A/P Bill Pay History	Inventory Valuation Inv Activity Detail Current Inv Status Inventory Worksheet	Open Pledge/Orders Back Orders Order Register	Sales Tax A/R Register Cust Profitability A/R Aging Report

Revenue By Period Trend

By Period

Revenue By Period In Thousands

Key Performance Indicators

Indicator	Change	Payables	Receivables	Total Bank Balance	Inventory
Payables	↑ 15.0%				
Receivables	↑ 119.1%				
Total Bank Balance	↑ 0.2%				
Inventory	↓ 4.9%				

Indicator	Period	Current	Previous	Change
Payables	Today vs. Same Day Last Month	\$33,736	\$29,336	↑ 15.0%
Receivables	Today vs. Same Day Month Before Last	\$71,739	\$32,743	↑ 119.1%
Total Bank Balance	This Period vs. Last Period	\$654,299	\$653,299	↑ 0.2%
Inventory	Today vs. Same Day Last Month	\$48,695	\$51,224	↓ 4.9%
New Constituents	This Year vs. Last Fiscal Year	25	32	↓ 21.9%
Expenses	This Fiscal Quarter	\$3,737		

Grants New Opportunity List by Agency

Herpetofauna and riparian habitat work at the confluence of the Gila and San Pedro Rivers

Media Outreach Channel Islands, CA

National Park Service-Integration and Synthesis of the Scientific and Professional Literature on Soundscapes and Night Skies and their relationship to outdoor recreation

Novel Nucleic Acid Sequencing Technology Development (R21)

NOTICE OF INTENT TO AWARD - Commemorate the Boston Massacre through "Blood on the Snow," a museum theater piece at Old State House with related educational programs

NYT > Home Page

Bloomberg Took Secret Path to a New Schools Chief

The secrecy around Mayor Michael R. Bloomberg's selection of Cathleen P. Black to run the city's schools highlighted his faith in business leaders and dislike of public debate.

Tentative Deal in Iraq Keeps Maliki in Power

Iraq's leaders reached a tentative agreement to end an



Azdan Stairway for Agency

Establish

- Financials and projects
- Billing and revenue
- Purchasing, time and expenses
- Analytics and dashboards

Elevate

- Advanced revenue management
- Project profitability
- Resourcing and people management
- Planning and budgeting

Expand

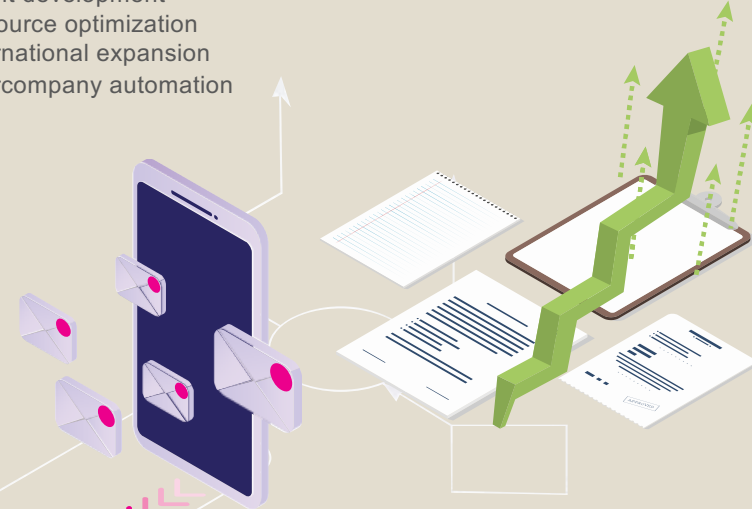
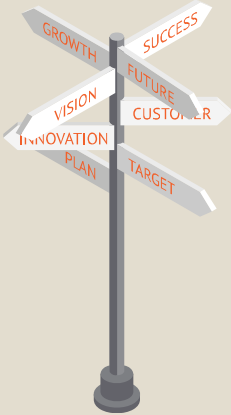
- Media integration
- Billing automation
- Enhanced approval workflows
- Advanced reporting

Accelerate

- Client development
- Resource optimization
- International expansion
- Intercompany automation

Dominate

- Governance and compliance
- Client self-service
- Talent management
- Advanced planning




INCREASED:

Business Insights



Collection Time for Receivables



Utilization of Resources



REDUCED:

Time to Close the Books



IT Support Costs



Accounting Solution

The screenshot displays the Oracle NetSuite Accounting Solution dashboard. It features a navigation bar with tabs for Home, Activities, Vendors, Payroll and HR, Financial, Reports, Analytics, Documents, Setup, Payments, Fixed Assets, A/P, SubApps, and Support. The main content area is divided into several sections:

- Reminders:** A vertical list of tasks such as 'Purchase Orders to Bill' (6), 'Bills to Pay' (6), 'Expense Reports to Approve' (3), 'Event Invitations to respond to' (3), 'Tasks to complete' (5), 'Tasks that are overdue' (3), 'New Vendors' (40), 'Vendor Open Bills & Credits (Vendor Record)' (54), and 'Vendor Open POs (Vendor Record)' (20).
- Accounts Payable:** Includes buttons for 'A/P Aging', 'A/P Register', 'Open Bills', and 'Vendor List'.
- Key Performance Indicators:** Shows metrics for 'PAYABLES' (+12.1%), 'OPEN PURCHASE ORDERS' (15), 'VENDOR LATE PURCHASE ORDERS' (2), and 'TOTAL BANK BALANCE' (+16.9%).
- A/P Aging:** A table showing aging details for various vendors, including 'Wix - Fees'.
- Monthly Payables Trend:** A line chart showing the trend of payables from July 2020 to April 2021.
- Spend by Vendor - Graph:** A section for analyzing vendor spending.
- KPI Meter:** A gauge chart showing a value of \$1.2M for Payables.

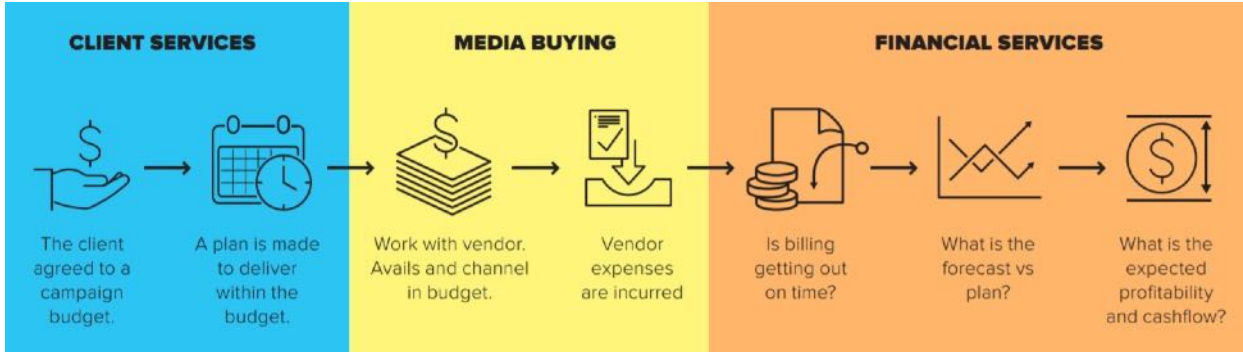
Financial Reporting and Consolidation

The screenshot displays the Oracle NetSuite Financial Reporting and Consolidation interface. It features a navigation bar with tabs for Home, Activities, Payments, Transactions, Lists, Reports, Analytics, Customization, Documents, Setup, Administration & Controls, and Fixed Assets. The main content area shows a 'Comparative Balance Sheet' for the period ending Feb 2021, comparing the current period to the same period in Dec 2020. The report is organized by region: AUSTRALIA, CANADA, UNITED KINGDOM, and UNITED STATES. The table includes columns for Amount (As of Feb 2021), Comparison Amount (As of Dec 2020), Variance, and % Variance. The report shows assets such as Cash, Bank, and Total Bank, with a total bank balance of \$709,944.91 as of Feb 2021. The interface also includes filters for 'SUBSIDIARY CONTEXT' (Parent (Consolidated)), 'ACCOUNTING BOOK' (Primary Accounting Book), and 'COLUMN' (Subsidiary). Buttons for 'Refresh' and 'Customize' are visible at the bottom.

FINANCIAL ROW	AUSTRALIA				CANADA				UNITED KINGDOM				UNITED STATES			
	Amount (As of Feb 2021)	Comparison Amount (As of Dec 2020)	Variance	% Variance	Amount (As of Feb 2021)	Comparison Amount (As of Dec 2020)	Variance	% Variance	Amount (As of Feb 2021)	Comparison Amount (As of Dec 2020)	Variance	% Variance	Amount (As of Feb 2021)	Comparison Amount (As of Dec 2020)	Variance	% Variance
ASSETS																
Current Assets																
Bank																
1000 - Cash																
1010 - Checking - US	\$0.00	\$0.00	\$0.00	0.00%	\$0.00	\$0.00	\$0.00	0.00%	\$0.00	\$0.00	\$0.00	0.00%	\$1,576,683.47	\$1,220,304.52	\$356,378.95	29.20%
Total - 1000 - Cash	\$0.00	\$0.00	\$0.00	0.00%	\$0.00	\$0.00	\$0.00	0.00%	\$0.00	\$0.00	\$0.00	0.00%	\$1,576,683.47	\$1,220,304.52	\$356,378.95	29.20%
1011 - Checking - Australia	\$707,081.82	\$673,526.18	\$33,555.64	4.98%	\$0.00	\$0.00	\$0.00	0.00%	\$0.00	\$0.00	\$0.00	0.00%	\$0.00	\$0.00	\$0.00	0.00%
1012 - Checking - Canada	\$0.00	\$0.00	\$0.00	0.00%	\$709,944.91	\$676,253.40	\$33,691.51	4.98%	\$0.00	\$0.00	\$0.00	0.00%	\$0.00	\$0.00	\$0.00	0.00%
1013 - Checking - UK	\$0.00	\$0.00	\$0.00	0.00%	\$0.00	\$0.00	\$0.00	0.00%	\$1,234,186.21	\$1,175,616.03	\$58,570.18	4.98%	\$0.00	\$0.00	\$0.00	0.00%
Total Bank	\$707,081.82	\$673,526.18	\$33,555.64	4.98%	\$709,944.91	\$676,253.40	\$33,691.51	4.98%	\$1,234,186.21	\$1,175,616.03	\$58,570.18	4.98%	\$1,576,683.47	\$1,220,304.52	\$356,378.95	29.20%



Complete Buy Cycle for Ad Space



KPIs and Out-of-the-Box Reporting

- Sales by Client and Brand
- Pipeline by Client
- Forecast by Month
- Open IO's
- Media Budget Burn Report
- Media Orders Reconciled and Changed
- Campaign Cash flow



Media Buying Management

ORACLE NETSUITE

Search []

Activities Billing Clients Revenue Vendors Payroll and HR Financial Reports Documents Setup Support

Home

Viewing: Portlet date settings Personalize La

Reminders

- 0 Media Budgets to Print
- 5 Clients to Bill
- 2 Late Purchase Orders

Shortcuts

- Open IO to Accrue
- Vendor Open IOs (Vendor Record) Results
- Media Orders Reconciled and Changed Results
- ID Forecast 2018 Results
- Media Plan Forecast 2019 Results

Campaign Cashflow

TOTAL: 4		
NAME	REVENUE TYPE	SUM OF CLIENT BILLED
A Beauty Store	Media: TV	0.00
A Beauty Store: Black Lipstick is Back	Media: TV	3,000.00
A Hamburger Stand: New Veggie Burger Campaign	Media: TV	6,000.00
Media Agency	Media: Radio	0.00
123_Chapstick		
Total		9,000.00

Quick Search

SEARCH []

SEARCH FOR []

Name/ID []

Search

Media Orders Reconciled and Changed

NAME	EDIT VIEW	MEDIA ORDER#	NAME	RUN DATE	CLIENT RATE (NET)	PUB-STATION/NETWORK	ID#	VENDOR
276	276	A Beauty Store: Black Lipstick is Back	1/1/2019	1,000.00	WSTS-TV	267	1.00	
276	276	A Beauty Store: Black Lipstick is Back	1/10/2019	1,000.00	WSTS-TV	267	1.00	
276	276	A Beauty Store: Black Lipstick is Back	1/15/2019	1,000.00	WSTS-TV	267	1.00	
254	254	A Hamburger Stand: New Veggie Burger Campaign	2/1/2019	1,000.00	WSTS-TV	265	80	
254	254	A Hamburger Stand: New Veggie Burger Campaign	2/15/2019	1,000.00	WSTS-TV	265	1.00	

Media Budget Burn

NAME	LINE OF BUSINESS	TOTAL: 7		
CAMPAIGN NAME	REVENUE CHANNEL	SUM OF MEDIA BUDGET	SUM OF MEDIA BUY	SUM OF REMAINING BUDGET
A Hamburger Stand: New Veggie Burger Campaign	Digital	100,000.00	35,000.00	65,000.00
A Hamburger Stand: New Veggie Burger Campaign	TV	100,000.00	10,000.00	90,000.00
Electronic Empire: Stereo World: New Speaker Campaign	Social	100,000.00	0.00	100,000.00
Electronic Empire: Stereo World: New Speaker Campaign	Digital	201,500.00	12,000.00	189,500.00
A Beauty Store: Black Lipstick is Back	TV	100,000.00	3,000.00	97,000.00
Overall Total		701,500.00	110,000.00	591,500.00

Client 360 Dashboard

ORACLE NETSUITE

Search

Activities Billing Payroll and HR Financial Reports Analytics Documents Setup SuiteApps Support

Client Dashboard Cosmetic Empire

Switch to Form view Viewing: 1

Customer (default)

Client: Cosmetic Empire
 Type: Company
 Company Name: Cosmetic Empire
 Status: CLIENT-Closed Won
 Sales Rep: Will Clark
 Web Address:
 Default Order:

Cosmetic Empire

A Cosmetic
 Linden Boulevard and Rogers Avenue
 Sag Harbor NY 11962
 United States - West

Primary Subsidiary: United States - West
 Lead Source:
 Campaign Event:
 Balance: 12,780.00 Consolidated: 261,158.00
 Overdue Balance: 3,780.00 Consolidated: 252,158.00
 Days Overdue: 8 Consolidated: 98
 Date Created: 1/31/2018 7:50 am
 Default Receivables: Use System Preference
 Account:
 Deferred Revenue:
 Account for Revenue:
 Reclassification:
 SEN:
 BSN:
 Project:
 Classification:
 Represents:
 Subsidiary:
 Billing Schedule:
 Billing Rate Card: A Cosmetic Rate Card

[View](#) [Edit](#)

Customer Navigator

```

      graph TD
      CE[Cosmetic Empire] --> PE[Perfume Experience]
      CE --> UL[Urban Lipstick]
      
```

Key Performance Indicators

INDICATOR	PERIOD	CURRENT	PREVIOUS	CHANGE
Sales	This Fiscal Year vs. Previous Months Last Half	\$9,000	\$0	➕ N/A
Forecast	This Fiscal Year	\$762,725		
Total Pipeline (Projected)	Current	\$0		
Balance	Today vs. Same Day Last Month	\$12,780	\$0	➕ N/A
Unbilled Orders	Today vs. Same Day Last Month	\$30,000	\$0	➕ N/A
Overdue Balance	Current	\$3,780		
Average Days to Pay	Previous One Year vs. One Year Before Last	123	0	➖ N/A

Client Dashboard Links

Sales Reports Sales by Client Detail Media Orders by Client Detail Forecast by Client Detail Sales Activity by Client Detail Total Pipeline by Client Detail Pipeline by Client Detail Sales by Item → Detail Sales by Sales Rep Detail Open Media Orders	Financial Reports A/R Aging Detail Unbilled Cost by Client Detail Unbilled Time by Client Detail Time by Client Detail A/R Payment History by Payment A/R Payment History by Client Invoice	Activities Tasks Phone Calls Events Project Tasks
--	--	--

Sales Orders and invoice automation

ORACLE NETSUITE

Search

Activities Billing Payroll and HR Financial Reports Analytics Documents Setup SuiteApps Support

Sales Order

225 Leadership Enterprises **PENDING APPROVAL**

[Edit](#) [Back](#) [Approve](#) [Cancel Order](#) [Print](#) [Actions](#)

Primary Information

ORDER # 225	DATE 9/8/2017	Summary
CUSTOMER Leadership Enterprises	PO # LEAD30489	
PROJECT PR1018 IT Installation	MEMO Installation Services	
SALES REP Will Clark		
OPPORTUNITY IT Installation		

SUBTOTAL		21,332.00
DISCOUNT ITEM		0.00
TAX TOTAL		0.00
TOTAL		21,332.00

Items Billing Shipping Accounting Relationships Communication Related Records System Information

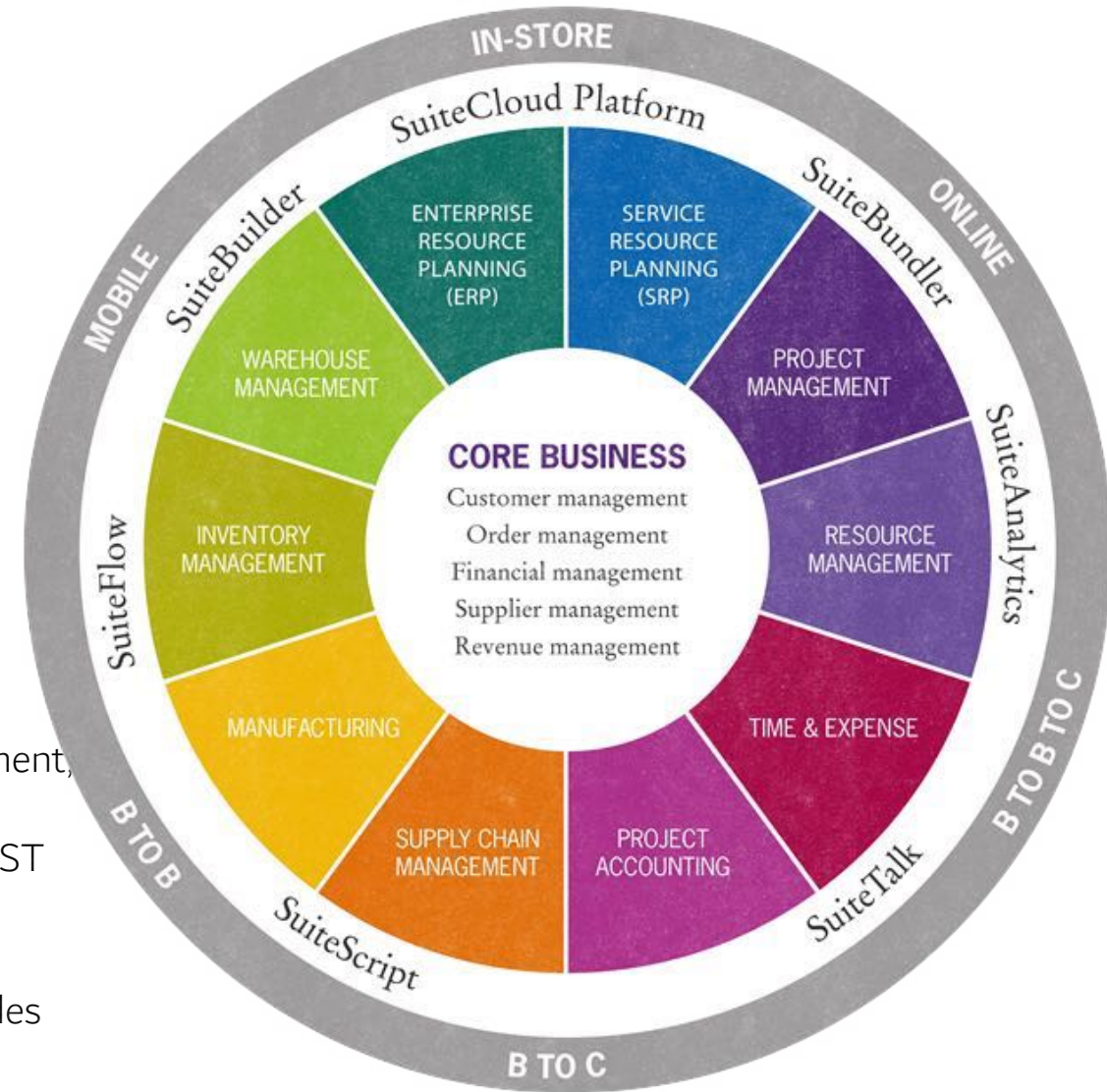
DISCOUNT ITEM RATE

ITEM	FULFILLED	INVOICED	QUANTITY	DESCRIPTION	PRICE LEVEL	RATE	AMOUNT	TAX CODE	TAX RATE	BILL. SCHED.	SERIAL/LOT NUMBERS	CLASS	DEPARTMENT	CREATE PO	PO VENDOR	CURRENCY
NIN_3rd Party Software License	0	0	1	3rd Party Software License	Base Price	1,200.00	1,200.00	-Not Taxable		Monthly - One Year		Managed Services		Drop Shipment	Emerald Computer Systems Inc.	US Dollar
NIN_7204VXR Router	0	0	1	7204VXR Router	Base Price	4,500.00	4,500.00	-Not Taxable				Enterprise Products		Drop Shipment	Core4Solutions	US Dollar
NIN_Dell PowerEdge Blade Server	0	0	4	Dell PowerEdge Blade Server	Base Price	1,865.00	7,460.00	-Not Taxable				Enterprise Products		Drop Shipment	Dell	US Dollar
NIN_VGA gold plated cable - 25ft	0	0	4	VGA gold plated cable - 25ft	Base Price	3.50	14.00	-Not Taxable				IT Equipment		Drop Shipment	TigerDirect.com	US Dollar
NIN_Dell 24" U2415 UltraSharp LED Monitor	0	0	2	Dell 24" U2415 UltraSharp LED Monitor	Base Price	329.00	658.00	-Not Taxable				IT Equipment				
SVC_Installation	0	0	1	Installation services	Base Price	5,000.00	5,000.00	-Not Taxable				Professional Services				



Oracle NetSuite Platform

- One unified business management suite that covers all ERP, CRM, HCM, Projects, Reporting and BI requirements.
- All customization will be achieved on the same NetSuite database
- Easy upgrade and maintenance.
- Oracle NetSuite is a true cloud application that doesn't separate between SaaS, PaaS and IaaS "One Platform. One View."
- Realtime Consolidation and Reporting.
- No need for complex integration process.
- No need for any middleware.
- Deigned to accommodate unlimited number of subsidiaries & employees.
- Easy to achieve vision for the shared services through centralized Procurement, HR and Finance functions.
- Ability to integrate with any systems using SuiteTalk, SuiteConnect and REST APIs
- Ability to automate any complex workflows using SuiteFlow
- Same mobile application used by communities will be extended to cover sales



Arabic Language Interface

The screenshot displays the Oracle NetSuite Arabic interface. The top navigation bar includes the Oracle NetSuite logo, a search bar, and user information for Aya Khattab. The main dashboard features a 'Navigation Shortcut Group' with icons for 'موازنات' (Balances), 'مخزون' (Inventory), 'موردين' (Suppliers), and 'مبيعات' (Sales). Below this, there is a 'مؤشر الأداء الرئيسي' (Key Performance Indicator) table showing financial metrics for the current period and the previous period.

مؤشر الأداء الرئيسي	الفترة	القيمة	المتوسط	التغيير
Expenses	الفترة الاخيرة (ولا هذا الفترة)	AED28,230	AED0	N/A
Income	الفترة الاخيرة (ولا هذا الفترة)	AED0	AED0	0.0%
الأرباح	الفترة الاخيرة (ولا هذا الفترة)	(AED28,230)	AED0	N/A
Revenue	الفترة الاخيرة (ولا هذا الفترة)	AED0	AED0	0.0%
Total Bank Balance	الفترة الاخيرة (ولا هذا الفترة)	AED51,915	AED0	N/A

Arabic Printouts + Localization

فاتورة ضريبية المبسطة
Simplified Tax Invoice

Invoice Number	100	100	رقم الفاتورة
Invoice Issue Date	25/4/2022	25/4/2022	تاريخ اصدار الفاتورة
			اسم الشركة: العنوان:
VAT Number:			رقم تسجيل ضريبة القيمة المضافة:

Nature of goods or services تفاصيل السلع أو الخدمات	Unit price سعر الوحدة	Quantity الكمية	Item Subtotal (Including VAT) المجموع (شامل ضريبة القيمة المضافة)
Item A - السلعة أ	200.00 SAR	1	230.00 SAR
Item B - السلعة ب	350.00 SAR	2	805.00 SAR
Total Taxable Amount (Excluding VAT)	الإجمالي الخاضع للضريبة (غير شامل ضريبة القيمة المضافة)		900.00 SAR
Total VAT	مجموع ضريبة القيمة المضافة		135.00 SAR
Total Amount Due	إجمالي المبلغ المستحق		1,035.00 SAR

Azdan HR Solution Overview

Human Capital Management

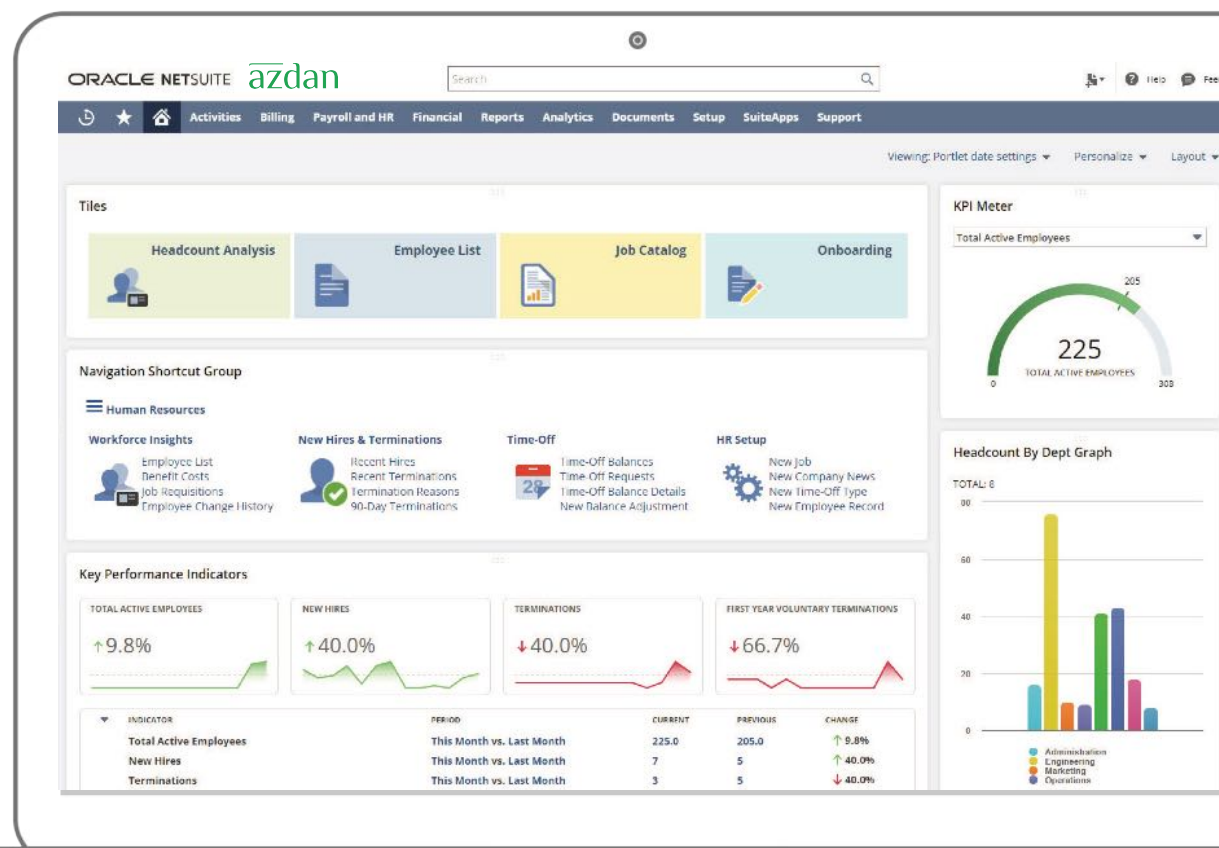
Azdan HCM is a Human Resources SuiteAPP that is built for Oracle NetSuite. It was developed in compliance with the local employment rules and regulations throughout GCC, Levant and North Africa.

Key Benefits

- Centralized solution to manage global employees
- Provides real-time people analytics
- Connects HR data with financials and procurement
- Payroll Automation
- Employee self-service
- Recruitment
- Performance Appraisal



“ Azdan HCM enables organizations to automate their daily HR processes to help building a better workplace environment and achieving HR goals more effectively.



āzdan

āz